
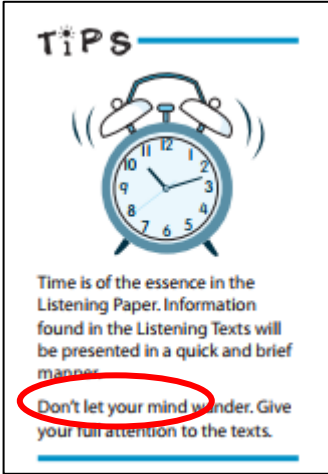
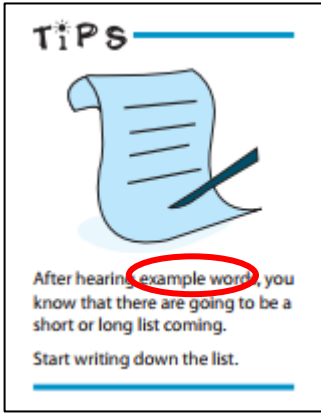
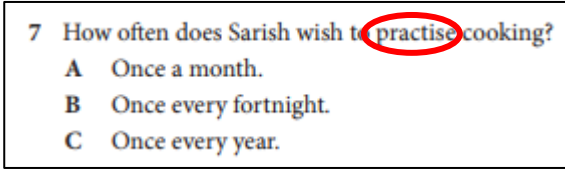
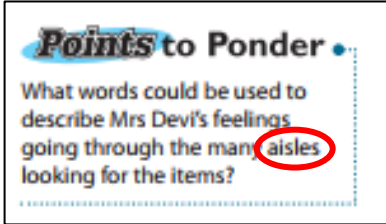
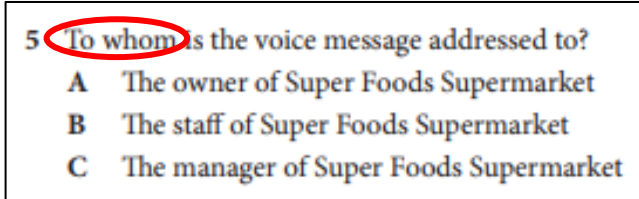
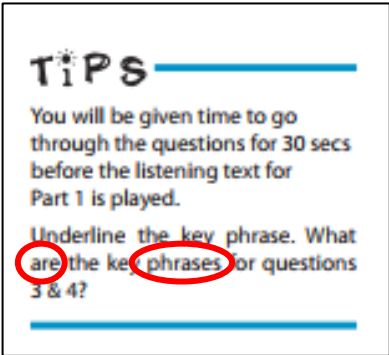

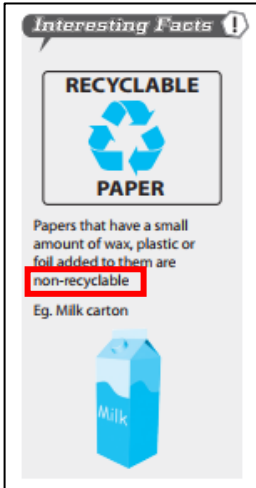


Page	Comments (Errors)	(Corrected version)
4	<p><u>Spelling error</u></p> <p>TIPS: ... listening skills is to practice ...</p>	<ul style="list-style-type: none"> change to 'practise'  <p>MUET Paper 1 Listening TIPS One way you can improve your listening skills is to practise 'active listening'.</p>
5	<ul style="list-style-type: none"> 'Points to Ponder' not align with its passage <p><u>Change of phrase:</u></p> <p>TIPS: Do not wander.</p>	<ul style="list-style-type: none"> Aligned correctly. <div data-bbox="800 905 1528 1115"> <p>Example</p> <p>I love watching television even though it uses up my time.</p> <p>Now the speaker still loves watching television, but the drawback is watching it uses a lot of his time. Using transition words will therefore make one idea move smoothly from one to another and give new meanings to sentences. Understanding these transition words and phrases will also provide clues of what the speaker is going to say next.</p> <p>Points to Ponder</p> <p>Consider replacing the signal word with 'primarily as'. What do you think it means now?</p> </div> <ul style="list-style-type: none"> change to 'Don't let your mind wander.'  <p>TIPS Time is of the essence in the Listening Paper. Information found in the Listening Texts will be presented in a quick and brief manner. Don't let your mind wander. Give your full attention to the texts.</p>

Page	Comments (Errors)	(Corrected version)
6	<ul style="list-style-type: none"> 'Example Words' should be in lower case 	<ul style="list-style-type: none"> Change accordingly. 
13	<p><u>Spelling error</u></p> <ul style="list-style-type: none"> Q7: ...wish to practice cooking? 	<ul style="list-style-type: none"> change to 'practise' 
15	<p><u>Spelling error</u></p> <ul style="list-style-type: none"> Points to Ponder: '... through the many isles ...' 	<ul style="list-style-type: none"> change to 'aisles' 
16	<ul style="list-style-type: none"> Q5: to add 'To' in front of 'Whom' 	<ul style="list-style-type: none"> Add accordingly. 

Page	Comments (Errors)	(Corrected version)
18	<p><u>Grammar error</u></p> <ul style="list-style-type: none"> TIPS: 'What is the key phrase ... ' 	<ul style="list-style-type: none"> change to 'What are the key phrases ...' 
26	To add info source	<ul style="list-style-type: none"> add accordingly 
28	<p><u>Spelling error</u></p> <p>Interesting Facts: '... to them are not recyclable.'</p>	<ul style="list-style-type: none"> change to 'non-recyclable' 

Page	Comments (Errors)	(Corrected version)
38	<p>Grammar error</p> <p>Q24: A make us not need ... B help reduce stress level ...</p>	<ul style="list-style-type: none"> change 'make' to 'makes' change 'help' to 'helps' <div style="border: 1px solid black; padding: 5px; margin-top: 10px;"> <p>24 Being a minimalist</p> <p>A makes us not need to have possessions in our life.</p> <p>B helps reduce stress level of people who likes to own things.</p> <p>C teaches us to be grateful for what we have.</p> </div>
321	<p>Answer errors</p> <ul style="list-style-type: none"> Paper 1 – Listening Exercise 1 (no.2), Exercise 5 (no.1) MUET Practices Practice 1 Part 4 (no. 22), Practice 2 Part 2 (no.12), Practice 3 Part 2 (no. 12) 	<ul style="list-style-type: none"> Answers corrected.

ANSWERS

<p>PAPER 1 Listening</p> <p>Exercise 1</p> <p>1 D 2 B 3 A</p> <p>Exercise 2</p> <p>Dialogue 1 1 A 2 B</p> <p>Dialogue 2 3 B 4 C</p> <p>Exercise 3</p> <p>1 B 2 C 3 A 4 B 5 A 6 B 7 B</p> <p>Exercise 4</p> <p>1 B 2 A 3 C 4 B 5 C 6 B 7 C</p> <p>Exercise 5</p> <p>1 B 2 C 3 B</p> <p>Exercise 6</p> <p>1 B 2 A 3 C 4 B 5 C 6 B 7 A</p> <p>Exercise 7</p> <p>1 A 2 A 3 B 4 C 5 C 6 B 7 B</p> <p>MUET Practices</p> <p>Practice 1</p> <p>Part 1 1 A 2 C 3 A 4 C 5 C 6 A 7 B</p> <p>Part 2 8 B 9 A 10 B 11 C 12 C 13 A 14 B</p> <p>Part 3 15 D 16 C 17 A</p> <p>Part 4 18 C 19 C 20 A 21 B 22 B 23 C 24 C</p>	<p>Part 5</p> <p>Dialogue 1 25 B 26 B</p> <p>Dialogue 2 27 A 28 C</p> <p>Dialogue 3 29 B 30 B</p> <p>Practice 2</p> <p>Part 1 1 C 2 B 3 A 4 A 5 C 6 C 7 B</p> <p>Part 2 8 C 9 C 10 A 11 C 12 A 13 C 14 B</p> <p>Part 3 15 A 16 E 17 D</p> <p>Part 4 18 B 19 A 20 C 21 B 22 A 23 A 24 A</p> <p>Part 5</p> <p>Dialogue 1 25 C 26 A</p> <p>Dialogue 2 27 B 28 A</p> <p>Dialogue 3 29 C 30 A</p> <p>Practice 3</p> <p>Part 1 1 C 2 B 3 B 4 A 5 A 6 C 7 C</p> <p>Part 2 8 C 9 B 10 C 11 A 12 A 13 A 14 C</p> <p>Part 3 15 B 16 A 17 E</p> <p>Part 4 18 A 19 B 20 B 21 C 22 B 23 C 24 B</p> <p>Part 5</p> <p>Dialogue 1 25 A 26 B</p>
--	--